

## **BEE-BOT**



### **TREASURE ISLAND 101**

1a: Place your Bee-Bot at the Pirate Ship. Get it to stop at Croc Swamp.

1b: Place your Bee-Bot at the Pirate Ship. Make it pause at Wobbly Bridge, then stop at the Volcano.

**BEE-BOT TREASURE ISLAND**



## **BEE-BOT**




### **TREASURE ISLAND 102**

2a: Place your Bee-Bot at Flat Harbour. Get it to stop at Crystal Cave.

2b: Place your Bee-Bot at Flat Harbour. Make it pause at Shark Bay, then stop at the Cliff.

**BEE-BOT TREASURE ISLAND**



## **BEE-BOT**



### **TREASURE ISLAND 103**

3a: Place your Bee-Bot at Grassy Headland. Get it to stop at Sandy Beach.

3b: Place your Bee-Bot at Grassy Headland. Make it pause at Water Falls, then stop at Compass Plains.

**BEE-BOT TREASURE ISLAND**



## **BEE-BOT**




### **TREASURE ISLAND 104**

4a: Place your Bee-Bot at Shark Bay. Get it to stop at Croc Swamp.

4b: Place your Bee-Bot at Shark Bay. Make it pause at Cliff, then stop at Wobbly Bridge.

**BEE-BOT TREASURE ISLAND**



## **BEE-BOT**



### **TREASURE ISLAND 105**

5a: Place your Bee-Bot at Sandy Beach. Get it to stop at Two Towers.

5b: Place your Bee-Bot at Sandy Beach. Make it pause at Midden Place, then stop at Flat Harbour.

**BEE-BOT TREASURE ISLAND**



## **BEE-BOT**




### **TREASURE ISLAND 106**

6a: Place your Bee-Bot at Crystal Cave. Get it to stop at Two Towers.

6b: Place your Bee-Bot at Crystal Cave. Make it pause at Midden Place, then stop at Compass Plains.

**BEE-BOT TREASURE ISLAND**



## **BEE-BOT**



### **TREASURE ISLAND 107**

7a: Place your Bee-Bot at Wobbly Bridge. Get it to stop at Croc Swamp.

7b: Place your Bee-Bot at Wobbly Bridge. Make it pause at Volcano, then stop at Flat Harbour.

**BEE-BOT TREASURE ISLAND**



## **BEE-BOT**




### **TREASURE ISLAND 108**

8a: Place your Bee-Bot at Two Towers. Get it to stop at Pirate Ship.

8b: Place your Bee-Bot at Two Towers. Make it pause at Cliff, then stop at The Falls Look-out.

**BEE-BOT TREASURE ISLAND**



## **BEE-BOT**



### **TREASURE ISLAND 109**

9a: Place your Bee-Bot at Sandy Beach. Get it to stop at Pirate Ship.

9b: Place your Bee-Bot at Sandy Beach. Make it pause at Cliff, then stop at Shark Bay.

**BEE-BOT TREASURE ISLAND**



## **BEE-BOT**



### **TREASURE ISLAND 110**

10a: Place your Bee-Bot at Croc Swamp. Get it to stop at Grassy Headland.

10b: Place your Bee-Bot at Croc Swamp. Make it pause at Crystal Cave, then stop at Water Falls.

**BEE-BOT TREASURE ISLAND**